



Introduction to Word Mania 2022



Agenda

- How do students access Word Mania
- Setting up your account
- How students can play Word Mania.
- How to navigate Word Mania as a teacher.
- How to monitor student progress.
- About the Word Mania Leaderboards.
- Word Mania Certificates.
- Top tips for Word Mania.
- The rest of LP
- Question Time



Warm-up Round Now - 20 March (UTC)

This is the registration and practise period – to give students a chance to warm up before the competition (where the scores count).



Competition Round 21 - 25 March (UTC)

Scores in Word Mania will start counting to compete in the Final Round for major prizes and certificates.



Final Round 30 March - 1 April (UTC)

Top performers will go head to head for the Final Round certificates and prizes.



How do students access Word Mania

Students will just need to click the “W tile” in the menu bar at the top.

On Desktops via Windows and Mac browsers:

- Google Chrome (recommended),
- Safari (MacOS 11),
- Microsoft Edge (Chromium version).

On tablets or mobile devices via the App Store or Google Play.

NOTE: The Word Mania Mobile App is supported on the following devices:

- iPhone (SE/6 or higher), iPad (3 or higher), iPad Mini (2 or higher) with iOS 9.1 or higher.
- Android 4.4 or above with a screen of 720p or higher.



Setting up your account

If you haven't already, you will be sent a spreadsheet that you can fill out and send back to use and we will upload your students within 48 hours (or less!)

Remember! Word Mania is **UNLIMITED** students and teachers.

The more students playing, the more chance of winning!!



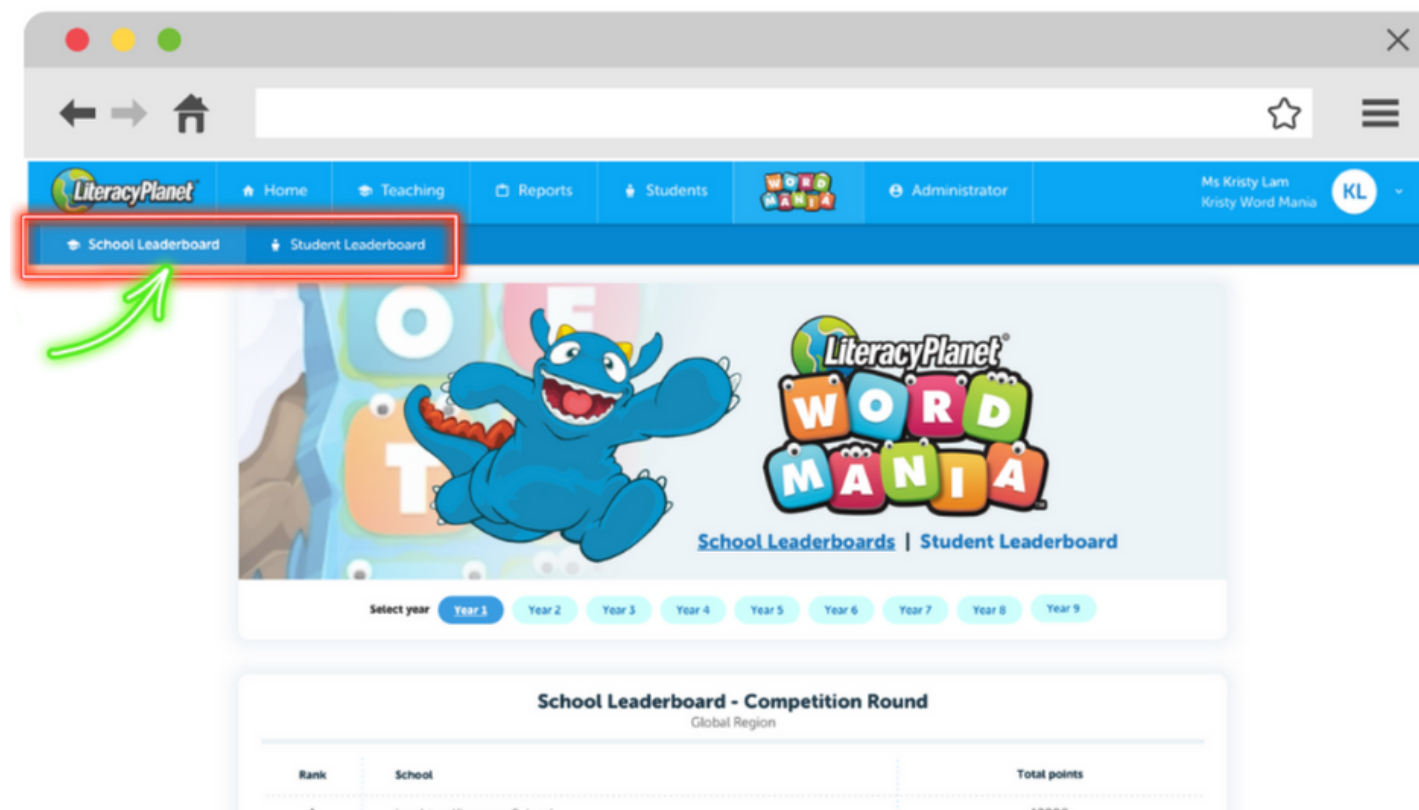


How students can play Word Mania

- Click 'Start' on the Word Mania game and there is a three-second countdown before a board of 15 randomly generated letters are revealed and the three-minute countdown starts.
- Drag letters into the word dock, and arrange or rearrange them to create words.
- Click 'Mark' to score each word.
- Drag letters out of the dock to remove them, or press 'Clear' to start again.
- At the end of each three-minute game, players receive a game score and a number of valid words built.


How to navigate Word Mania as a teacher

- School Leaderboard in your Teacher Dashboard: This leaderboard will reflect the one on literacyplanet.com/discover/wm-leaderboard/.
- Student Leaderboard in your Teacher Dashboard: This leaderboard is for you to see how your students are going individually. You can award superstars with our WM Student Certificate template in the Teacher Resource section.



Monitoring student progress

To compete in a year level a school must have at least five students from that year level competing. Schools can see their ranking on the public leaderboard on LiteracyPlanet's website. A school's score is the sum of the top 50 game scores achieved by a minimum of five students in that year level, with no more than 10 scores achieved by one student.



Leaderboards



Public Leaderboard

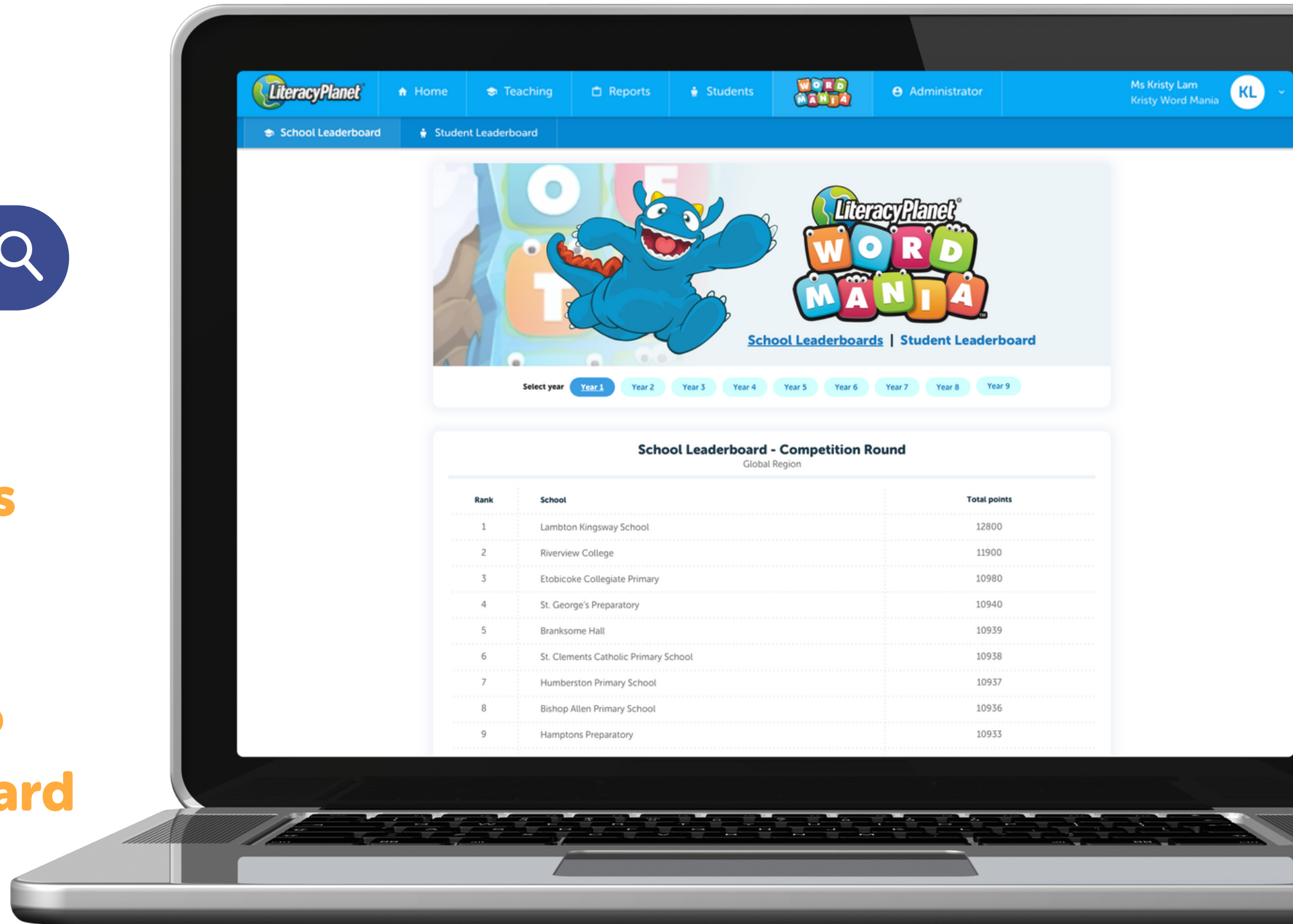

literacyplanet.com/discover/wm-leaderboard/



Student and School Leaderboards in the Teacher Dashboard



Remember to select UK region to see your school on the Leaderboard








Recognise and reward students with this Word Mania Certificate



Available on
literacyplanet.com/discover/wm-leaderboard/



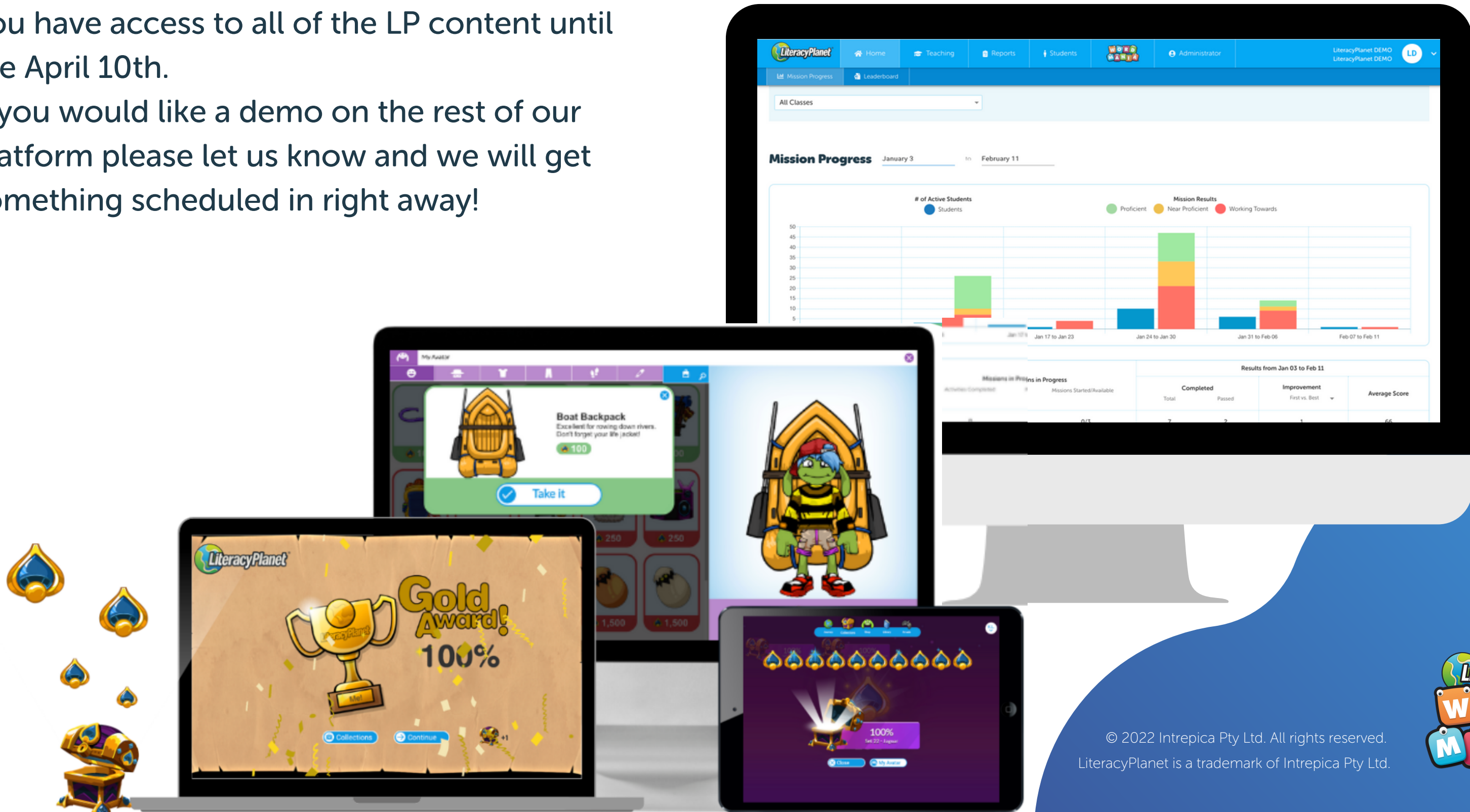
Top tips for Word Mania

-  Longer and more complex words earn more points.
-  Start by building as many small words as possible, and as quickly as they can. This will increase the multiplier, then spell a bigger word for a multiplied score!
-  Encourage students to get more value out of a base word by adding prefixes and suffixes.
-  If your students 'mark' an invalid word, their multiplier resets to zero, so encourage them to focus on correct spelling.
-  Don't waste time making rude or inappropriate words. Those words are invalid and won't score any points.



The rest of LP

- You have access to all of the LP content until the April 10th.
- If you would like a demo on the rest of our platform please let us know and we will get something scheduled in right away!



Question time!

