

Data Handling PROJECT

BY TORI GARLICK

Introduction

I chose this topic because due to the current stay at home situation one of the main forms of communication is social media, different age groups will have different of communication via social media and therefore spend more or less time on it.

I will collect data by creating a survey on survey monkey.

I predict that the 11-20 category will spending the most time on social media due to having school work set online and not being able to see friends

WEBSITES and SOCIAL MEDIAs I USED to

advertISE MY SURVEY

- ~ WhatsApp
- ~ Facebook
- ~ Insagram
- ~ Snapchat

I sent out a code to familly, friends, and family friends.

QUESTIONS I ASKED

Question 1:How long do you spend on social media per day?

- 1+hours
- 2+hours
- 3+ hours
- 4+ hours
- 5+ hours
- 6+ hours

Question 2:how old are you?

- 11-20
- 21-30
- 31-40
- 41-50
- 51-60
- 61-70
- 71-80

Question 3:What social media platform do you use most?

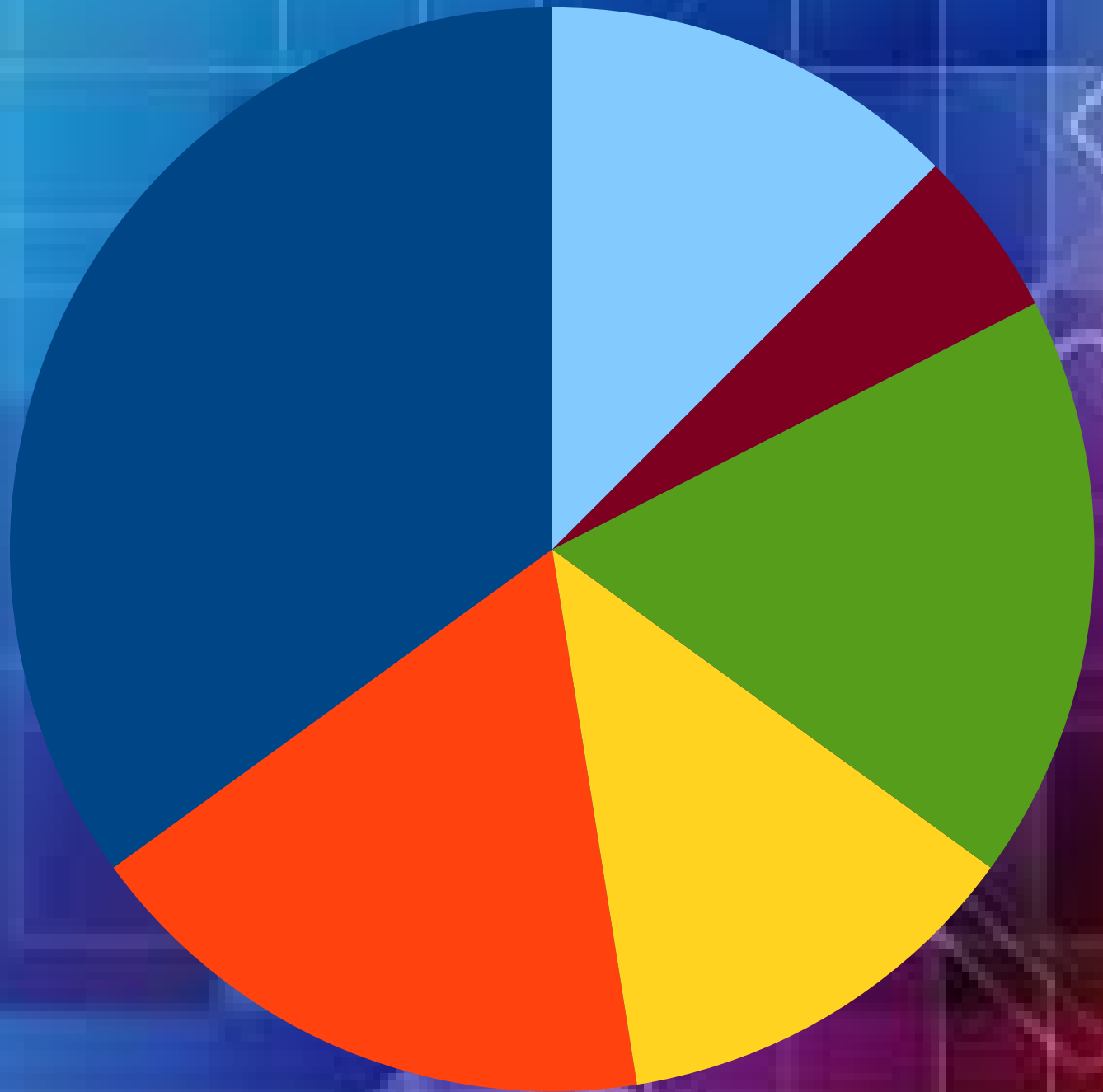
- Instagram
- Facebook
- WhatsApp
- TikTok
- Messenger
- Twitter
- Skype
- Snapchat
- You Tube
- Google

Question 1

ANSWER CHOICES	RESPONSES	
1+ hours	35.00%	14
2+ hours	17.50%	7
3+ hours	12.50%	5
4+ hours	17.50%	7
5+ hours	5.00%	2
6+ hours	12.50%	5
TOTAL		40

Minimum	maximum	median	mean
1	6	2	2.78

- 1+ hours
- 2+ hours
- 3+ hours
- 4+ hours
- 5+ hours
- 6+ hours

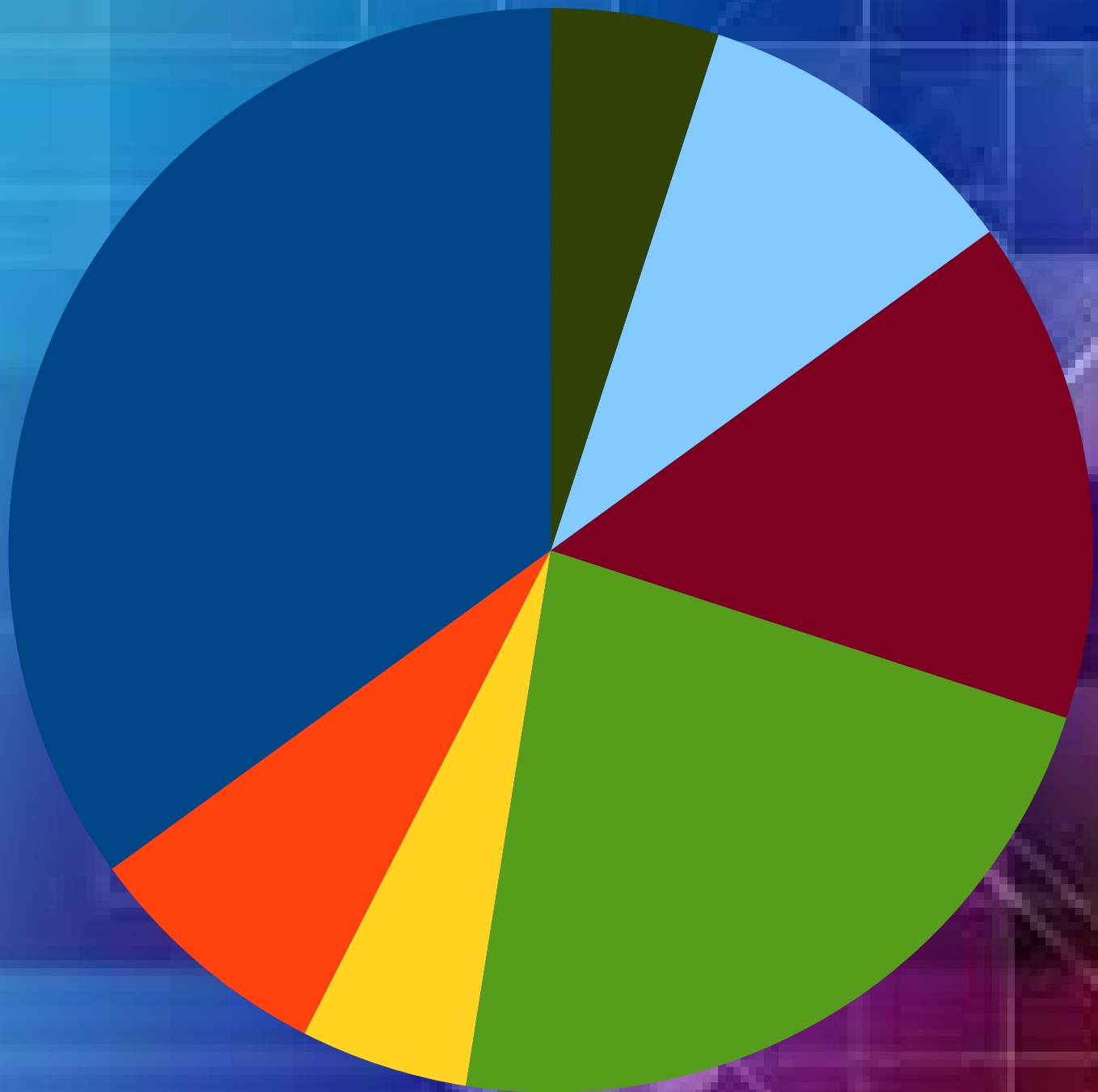


Question 2

ANSWER CHOICES	RESPONSES	
11-20	35.00%	14
21-30	7.50%	3
31-40	5.00%	2
41-50	22.50%	9
51-60	15.00%	6
61-70	10.00%	4
71-80	5.00%	2
TOTAL		40

Minimum	maximum	median	mean
1	7	4	3.25

- 11-20
- 21-30
- 31-40
- 41-50
- 51-60
- 61-70
- 71-80

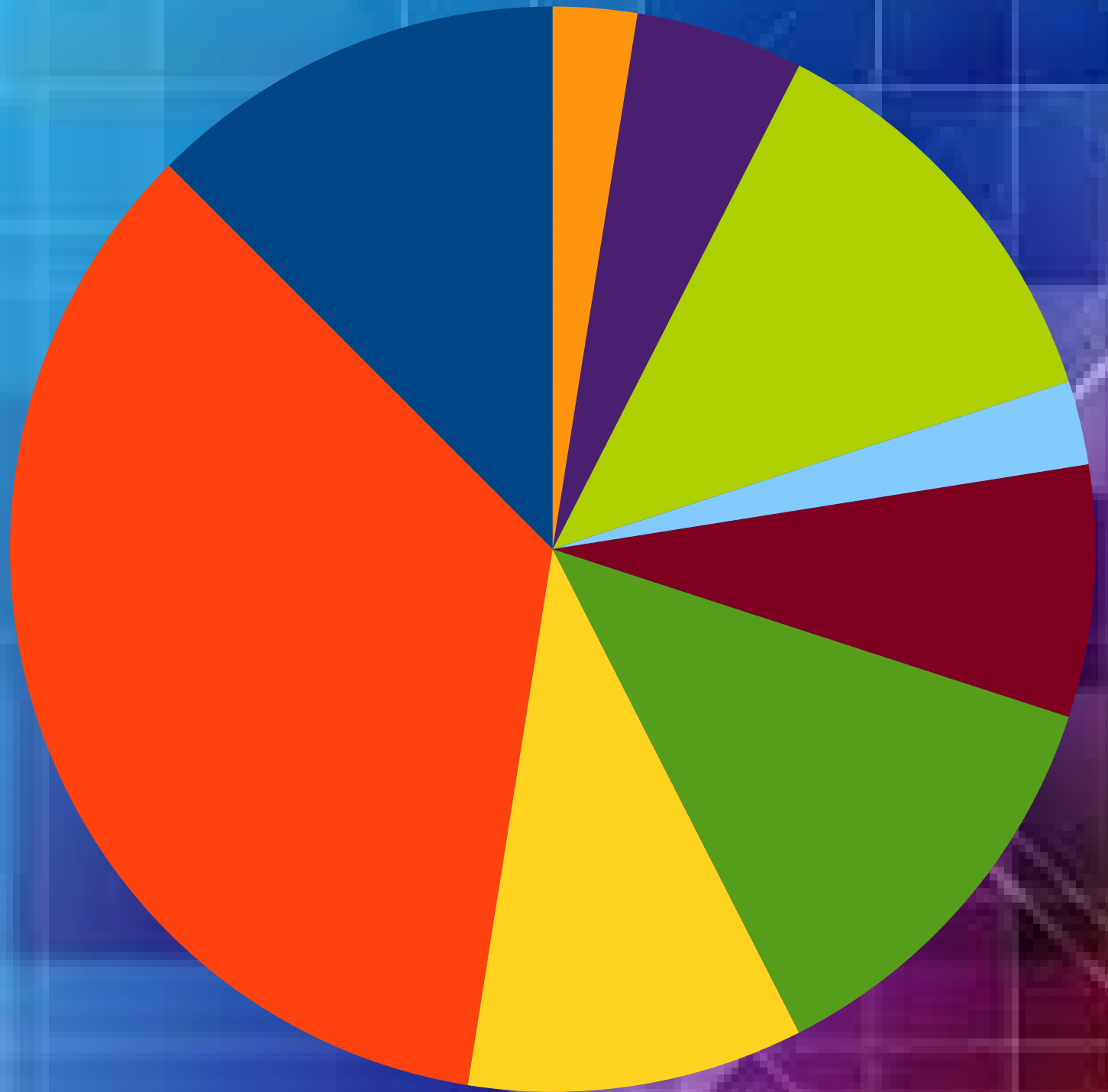


Question 3

ANSWER CHOICES	RESPONSES	
Instagram	12.50%	5
Facebook	35.00%	14
WhatsApp	10.00%	4
TikTok	12.50%	5
Messenger	7.50%	3
Twitter	2.50%	1
Skype	0.00%	0
Snapchat	12.50%	5
You Tube	5.00%	2
Google	2.50%	1
TOTAL		40

Minimum	maximum	median	mean
1	10	3	3.85

- Instagram
- Facebook
- WhatsApp
- TikTok
- Messenger
- Twitter
- Skype
- Snapchat
- You Tube
- Google



RESPONDENTS FOR MY SURVEY

I ASKED 40 PEOPLE

Q1

How long do you spend on social media per day

3+ hours

Q2

Your age group

11-20

Q3

What social media platform you use most

WhatsApp

1

Q1

How long do you spend on social media per day

5+ hours

Q2

Your age group

11-20

Q3

What social media platform you use most

TikTok

2

Q1

How long do you spend on social media per day

1+ hours

Q2

Your age group

41-50

Q3

What social media platform you use most

Twitter

3

Q1

How long do you spend on social media per day

3+ hours

Q2

Your age group

11-20

Q3

What social media platform you use most

Instagram

4

Q1

How long do you spend on social media per day

4+ hours

Q2

Your age group

11-20

Q3

What social media platform you use most

TikTok

5

Q1

How long do you spend on social media per day

3+ hours

Q2

Your age group

21-30

Q3

What social media platform you use most

Snapchat

6

Q1

How long do you spend on social media per day

2+ hours

Q2

Your age group

31-40

Q3

What social media platform you use most

You Tube

7

Q1

How long do you spend on social media per day

1+ hours

Q2

Your age group

41-50

Q3

What social media platform you use most

Facebook

8

Q1

How long do you spend on social media per day

2+ hours

Q2

Your age group

41-50

Q3

What social media platform you use most

Facebook

9

Q1

How long do you spend on social media per day

2+ hours

Q2

Your age group

51-60

Q3

What social media platform you use most

Facebook

10

Q1

How long do you spend on social media per day

4+ hours

Q2

Your age group

11-20

Q3

What social media platform you use most

Snapchat

11

Q1

How long do you spend on social media per day

3+ hours

Q2

Your age group

71-80

Q3

What social media platform you use most

Messenger

12

Q1

How long do you spend on social media per day

6+ hours

Q2

Your age group

11-20

Q3

What social media platform you use most

TikTok

13

Q1

How long do you spend on social media per day

2+ hours

Q2

Your age group

41-50

Q3

What social media platform you use most

Messenger

14

Q1

How long do you spend on social media per day

4+ hours

Q2

Your age group

41-50

Q3

What social media platform you use most

Facebook

15

Q1

How long do you spend on social media per day

4+ hours

Q2

Your age group

11-20

Q3

What social media platform you use most

TikTok

16

Q1

How long do you spend on social media per day

2+ hours

Q2

Your age group

61-70

Q3

What social media platform you use most

Facebook

17

Q1

How long do you spend on social media per day

1+ hours

Q2

Your age group

41-50

Q3

What social media platform you use most

Facebook

18

Q1

How long do you spend on social media per day

1+ hours

Q2

Your age group

41-50

Q3

What social media platform you use most

Facebook

19

Q1

How long do you spend on social media per day

1+ hours

Q2

Your age group

61-70

Q3

What social media platform you use most

Facebook

20

Q1

How long do you spend on social media per day

1+ hours

Q2

Your age group

51-60

Q3

What social media platform you use most

Other (please specify):

Google

21

Q1

How long do you spend on social media per day

1+ hours

Q2

Your age group

41-50

Q3

What social media platform you use most

WhatsApp

22

Q1

How long do you spend on social media per day

4+ hours

Q2

Your age group

11-20

Q3

What social media platform you use most

Instagram

23

Q1

How long do you spend on social media per day

1+ hours

Q2

Your age group

51-60

Q3

What social media platform you use most

WhatsApp

24

Q1

How long do you spend on social media per day

6+ hours

Q2

Your age group

21-30

Q3

What social media platform you use most

Instagram

25

Q1

How long do you spend on social media per day

2+ hours

Q2

Your age group

51-60

Q3

What social media platform you use most

Facebook

26

Q1

How long do you spend on social media per day

4+ hours

Q2

Your age group

11-20

Q3

What social media platform you use most

TikTok

27

Q1

How long do you spend on social media per day

1+ hours

Q2

Your age group

71-80

Q3

What social media platform you use most

Facebook

28

Q1

How long do you spend on social media per day

3+ hours

Q2

Your age group

11-20

Q3

What social media platform you use most

Snapchat

29

Q1

How long do you spend on social media per day

6+ hours

Q2

Your age group

61-70

Q3

What social media platform you use most

Facebook

30

Q1

How long do you spend on social media per day

2+ hours

Q2

Your age group

21-30

Q3

What social media platform you use most

Snapchat

31

Q1

How long do you spend on social media per day

1+ hours

Q2

Your age group

51-60

Q3

What social media platform you use most

Facebook

32

Q1

How long do you spend on social media per day

5+ hours

Q2

Your age group

41-50

Q3

What social media platform you use most

Messenger

33

Q1

How long do you spend on social media per day

1+ hours

Q2

Your age group

51-60

Q3

What social media platform you use most

Facebook

34

Q1

How long do you spend on social media per day

1+ hours

Q2

Your age group

31-40

Q3

What social media platform you use most

WhatsApp

35

Q1

How long do you spend on social media per day

4+ hours

Q2

Your age group

11-20

Q3

What social media platform you use most

Snapchat

36

Q1

How long do you spend on social media per day

1+ hours

Q2

Your age group

61-70

Q3

What social media platform you use most

Facebook

37

Q1

How long do you spend on social media per day

1+ hours

Q2

Your age group

11-20

Q3

What social media platform you use most

Instagram

38

Q1

How long do you spend on social media per day

6+ hours

Q2

Your age group

11-20

Q3

What social media platform you use most

You Tube

39

Q1

How long do you spend on social media per day

6+ hours

Q2

Your age group

11-20

Q3

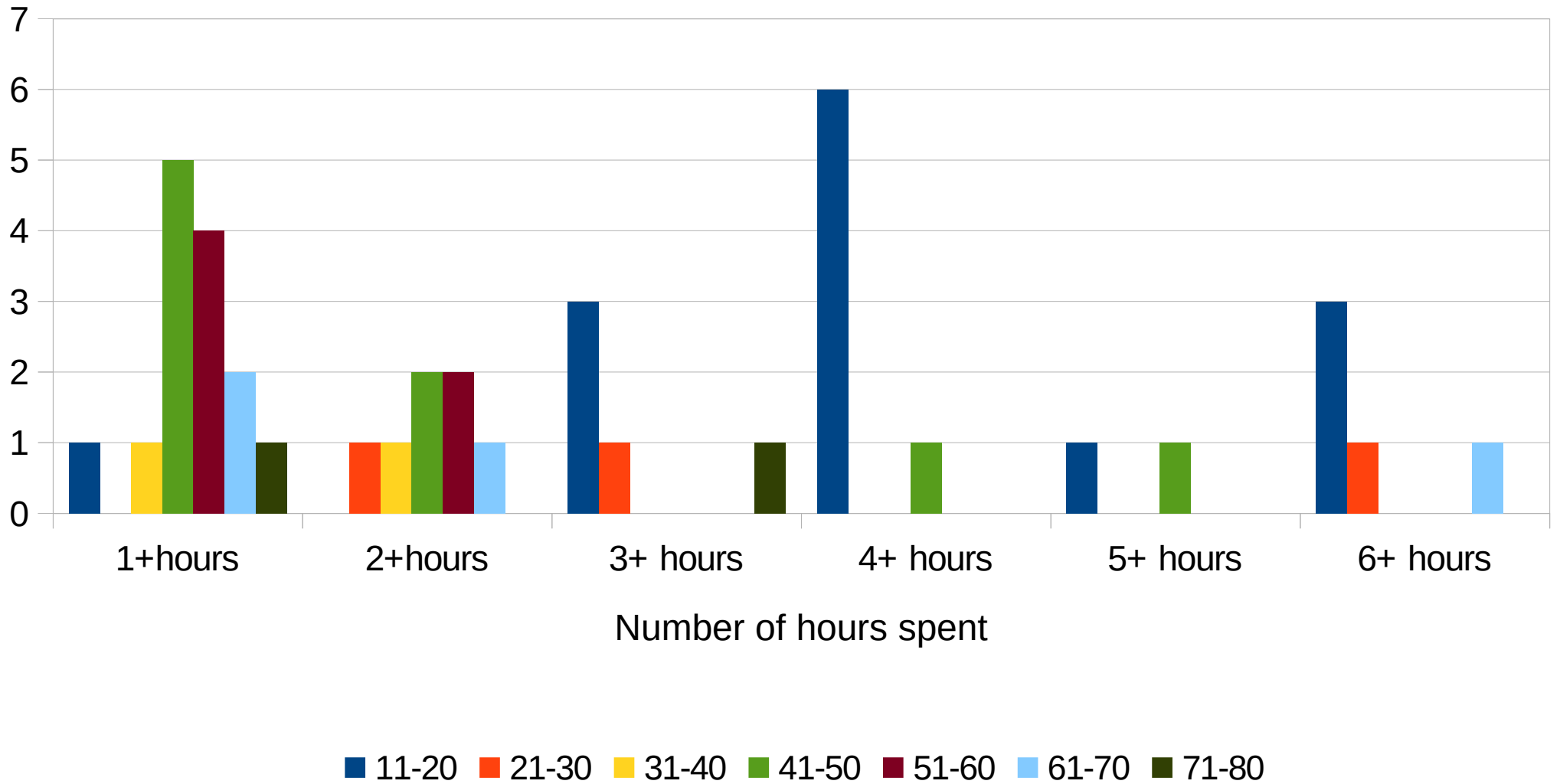
What social media platform you use most

Instagram

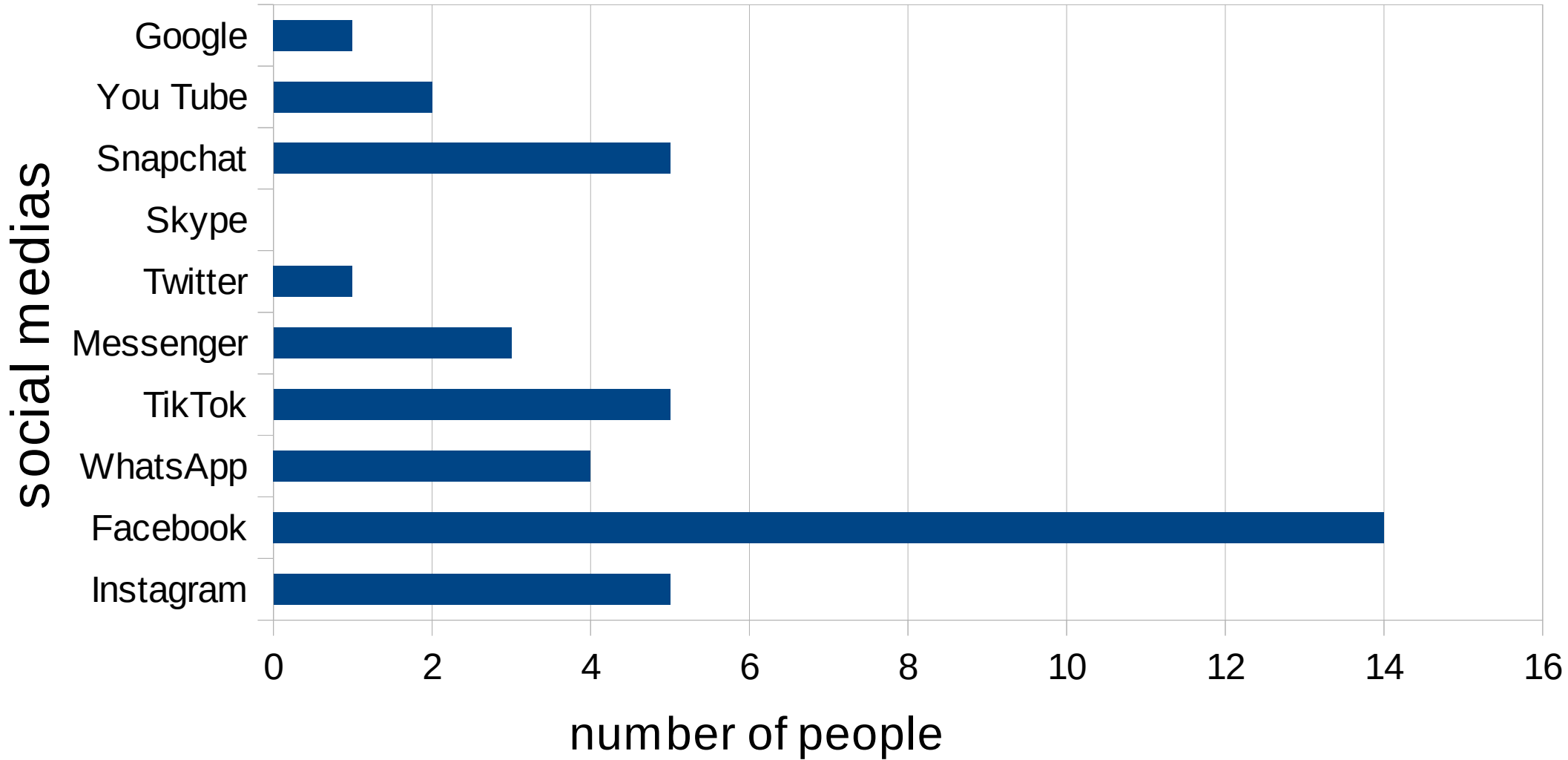
40

MY RESULTS

a graph to show amount of time spent on social media depending on age



a graph to show the number of people that prefer each social media platform



THE AVERAGE TIME SPENT PER AGE GROUP BASED ON RESULTS FROM MY SURVEY

11-20	4 hours 6 minutes
21-30	3 hours 36 minutes
31-40	1 hour 30 minutes
41-50	2 hours
51-60	1 hour
61-70	2 hours 30 minutes
71-80	2 hours

Looking at this table one of the patterns I have seen is that the younger categories spend more time on social media than the older categories.

The average amount of time spent on social media in the 11-20 age category is.....

Working out: $1 \times 1 = 1$ $3 \times 3 = 9$ $4 \times 6 = 24$ $5 \times 1 = 5$ $6 \times 3 = 18$

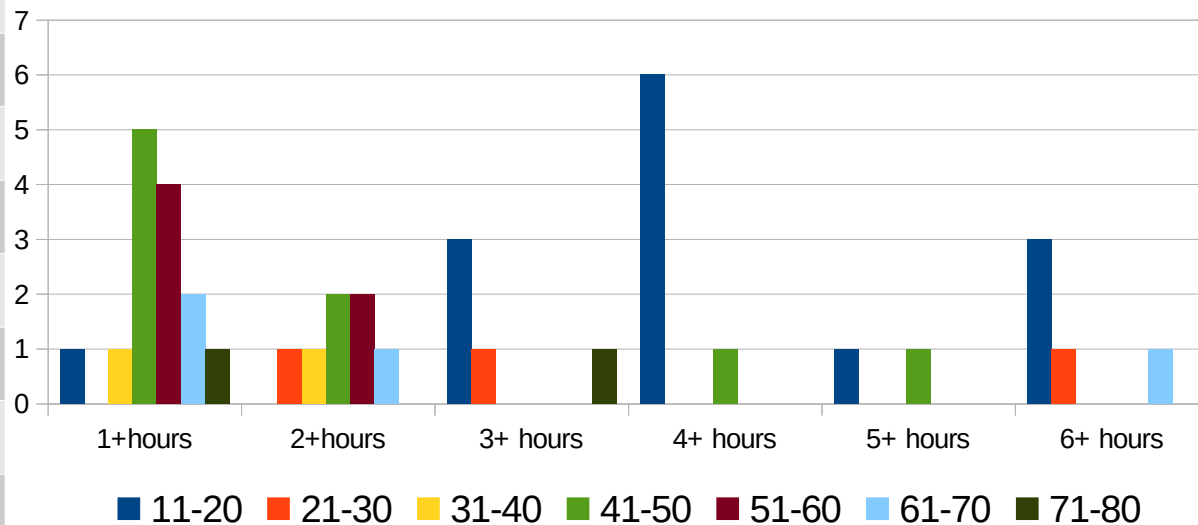
$$\begin{array}{r}
 1 \\
 9 \\
 +24 \\
 5 \\
 \hline
 18 \\
 \hline
 57
 \end{array}$$

$57 \div 14 = 4.07$
 Rounded to the nearest tenth
 =4.1 **4 hours 6 minutes**

I used the data from this table to help me

ANSWER CHOICES	RESPONSES
11-20	35.00% 14
21-30	7.50% 3
31-40	5.00% 2
41-50	22.50% 9
51-60	15.00% 6
61-70	10.00% 4
71-80	5.00% 2
TOTAL	40

And this graph too



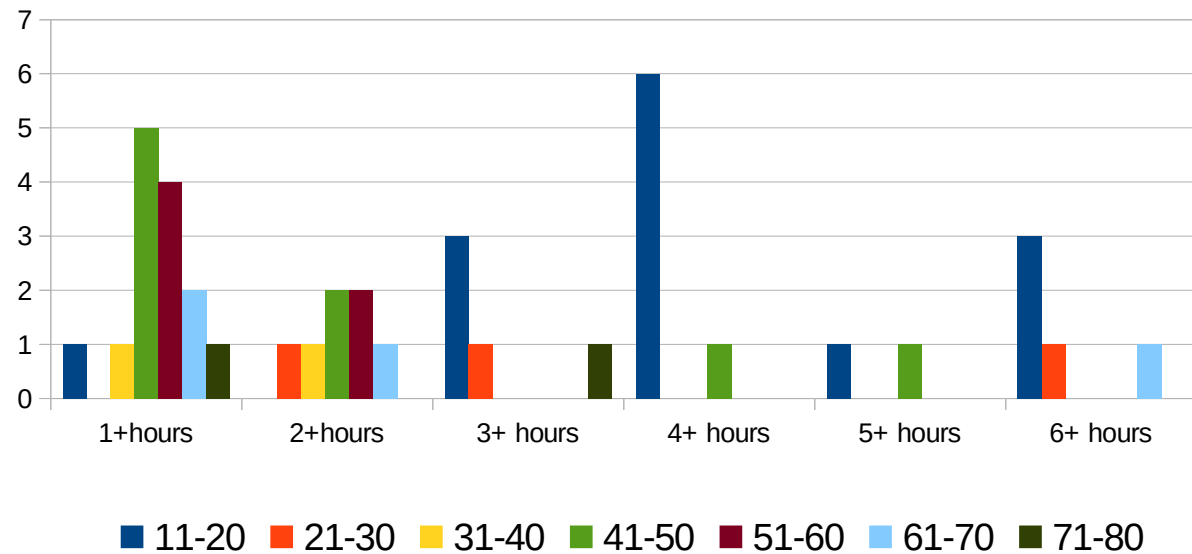
The average amount of time spent on social media in the 21-30 age category is.....

Working out: 2x1=2 3x1=3 6x1=6

$$\begin{array}{r} 2 \\ + 3 \\ \hline 6 \\ \hline 11 \end{array}$$

11÷3=3.66 recurring
Rounded to the nearest tenth= 3.6 **3 hours 36 minutes**

ANSWER CHOICES	RESPONSES	
11-20	35.00%	14
21-30	7.50%	3
31-40	5.00%	2
41-50	22.50%	9
51-60	15.00%	6
61-70	10.00%	4
71-80	5.00%	2
TOTAL		40



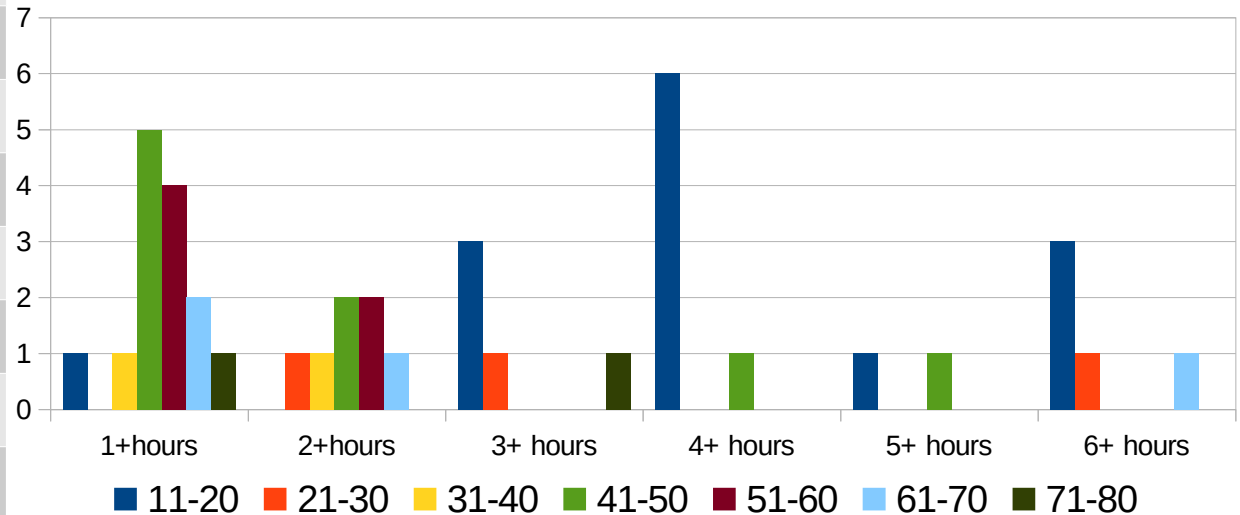
The average amount of time spent on social media in the 31-40 age category is.....

Working out: $1 \times 1 = 1$ $2 \times 1 = 2$

$$\begin{array}{r} + \quad 1 \\ \quad 2 \\ \hline 3 \end{array}$$

$3 \div 2 = 1.5 = 1 \text{ hour } 30 \text{ minutes}$

ANSWER CHOICES	RESPONSES
11-20	35.00% 14
21-30	7.50% 3
31-40	5.00% 2
41-50	22.50% 9
51-60	15.00% 6
61-70	10.00% 4
71-80	5.00% 2
TOTAL	40



The average amount of time spent on social media in the 41-50 age category is.....

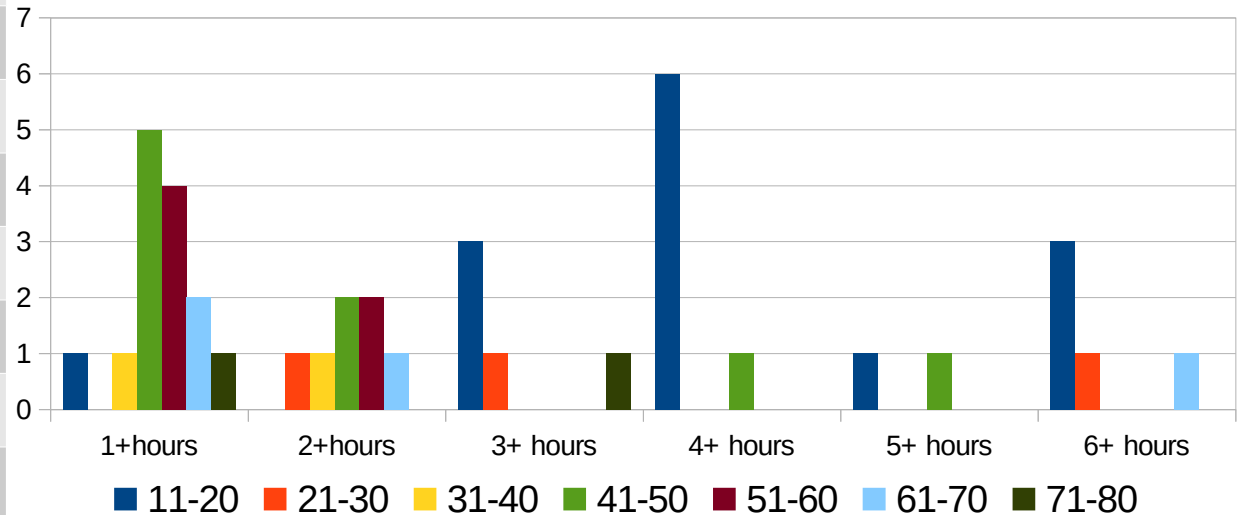
Working out: $5 \times 1 = 5$ $2 \times 2 = 4$ $4 \times 1 = 4$ $5 \times 1 = 5$

$$\begin{array}{r} 5 \\ + 4 \\ + 4 \\ + 5 \\ \hline 18 \end{array}$$

$18 \div 9 = 2 = 2 \text{ hours}$

Formula of mean: sum of the terms ÷ number of terms (add up all the numbers then divide by how many numbers there are)

ANSWER CHOICES	RESPONSES
11-20	35.00% 14
21-30	7.50% 3
31-40	5.00% 2
41-50	22.50% 9
51-60	15.00% 6
61-70	10.00% 4
71-80	5.00% 2
TOTAL	40



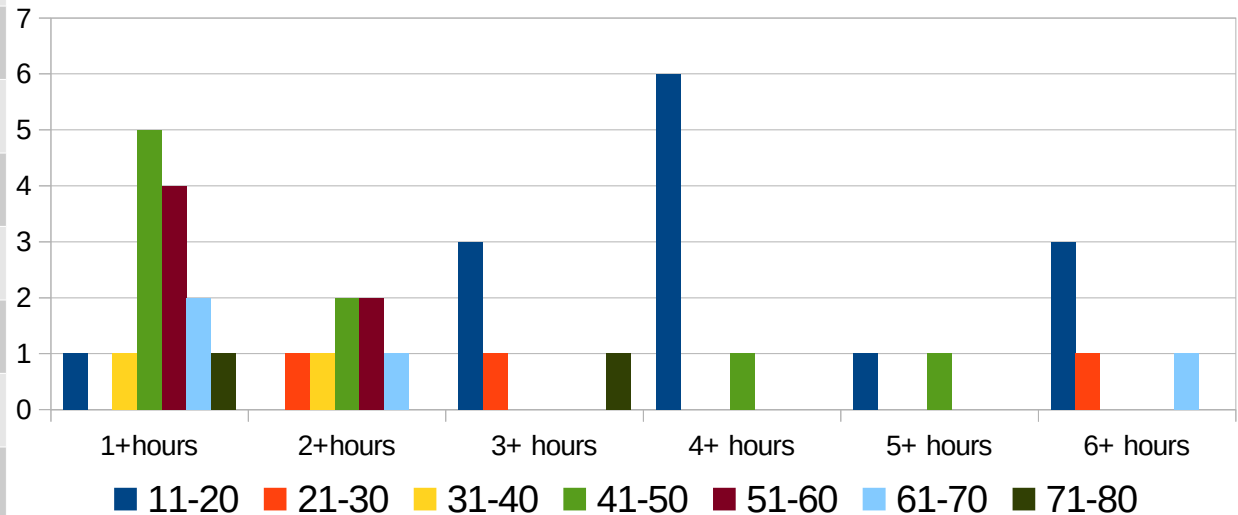
The average amount of time spent on social media in the 51-60 age category is.....

Working out: $4 \times 1 = 4$ $2 \times 2 = 4$

$$\begin{array}{r} + 4 \\ + 4 \\ \hline 8 \end{array}$$

$8 \div 6 = 1.33$ recurring
 Rounded to the nearest tenth = 1.3
 1 hour

ANSWER CHOICES	RESPONSES
11-20	35.00% 14
21-30	7.50% 3
31-40	5.00% 2
41-50	22.50% 9
51-60	15.00% 6
61-70	10.00% 4
71-80	5.00% 2
TOTAL	40



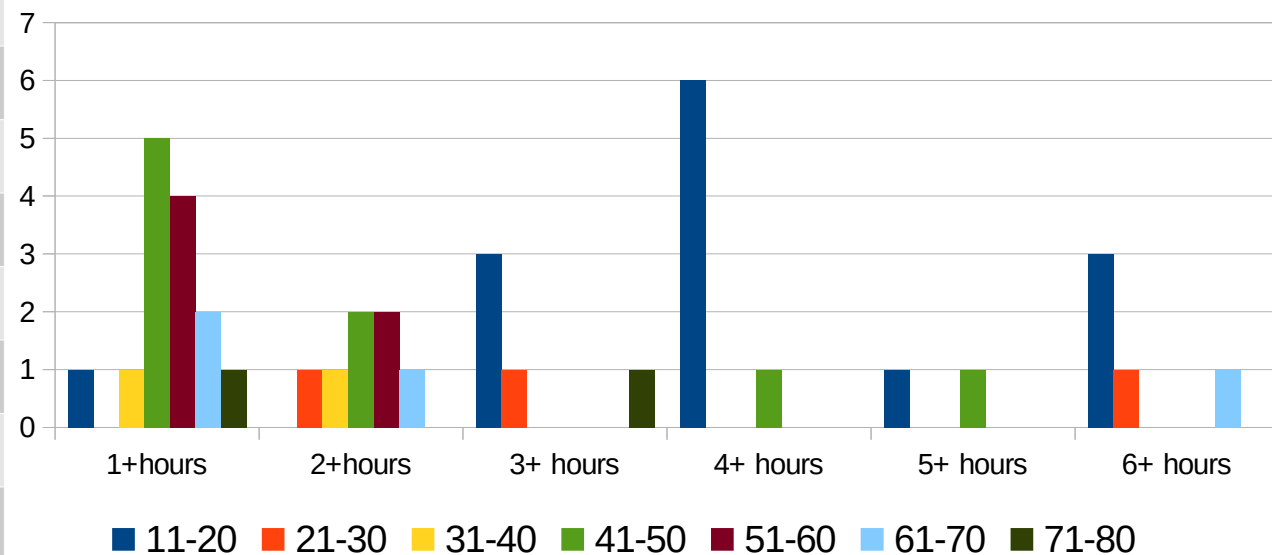
The average amount of time spent on social media in the 61-70 age category is.....

Working out: $2 \times 1 = 2$ $2 \times 1 = 2$ $6 \times 1 = 6$

$$\begin{array}{r} 2 \\ + 2 \\ \hline 6 \\ \hline 10 \end{array}$$

$10 \div 4 = 2.5 = 2 \text{ hours } 30 \text{ minutes}$

ANSWER CHOICES		RESPONSES
11-20	35.00%	14
21-30	7.50%	3
31-40	5.00%	2
41-50	22.50%	9
51-60	15.00%	6
61-70	10.00%	4
71-80	5.00%	2
TOTAL		40



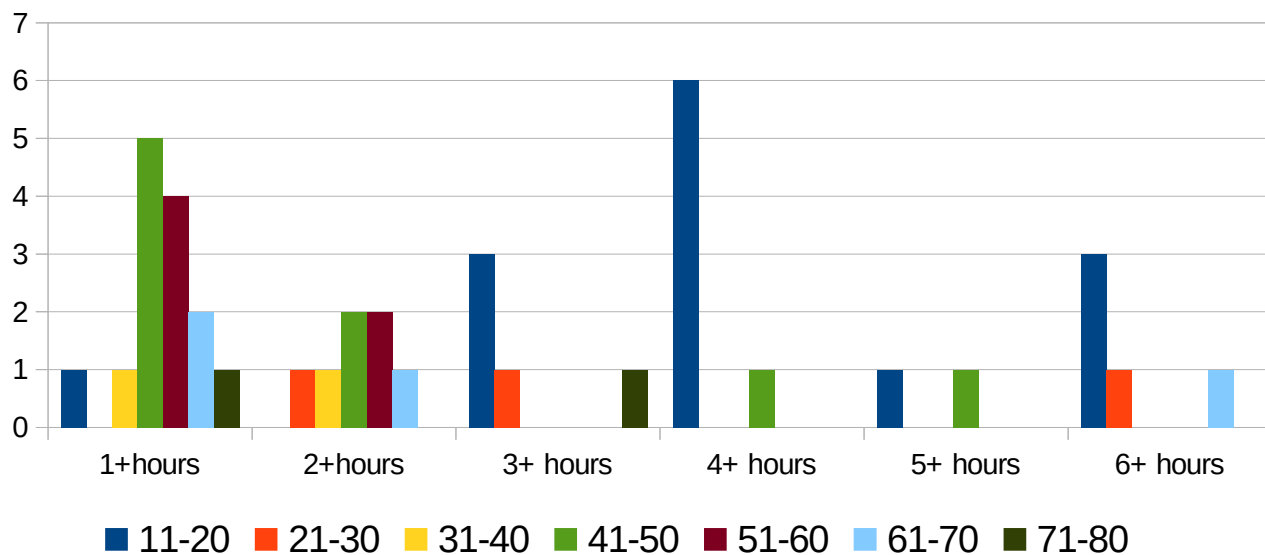
The average amount of time spent on social media in the 71-80 age category is.....

Working out: $1 \times 1 = 1$ $3 \times 1 = 3$

$$\begin{array}{r} + \quad 1 \\ \quad 3 \\ \hline 4 \end{array}$$

$4 \div 2 = 2 = 2 \text{ hours}$

ANSWER CHOICES		RESPONSES
11-20	35.00%	14
21-30	7.50%	3
31-40	5.00%	2
41-50	22.50%	9
51-60	15.00%	6
61-70	10.00%	4
71-80	5.00%	2
TOTAL		40



My conclusion

In conclusion my results tell me that on average 11-20 year olds use social media more than 71-80 year olds do.

The first social media site was established in 1997 therefore say a 75 year old would only have had social media in their life for just over 20 years and not be as used to it. Where as a twenty year old would have had social media all of their life.